


CampDoc Registration Users To

1. Sign into CampDoc

Once you have received your 2019-2020 UAF certification, please navigate to our organization's CampDoc site. This can be found at

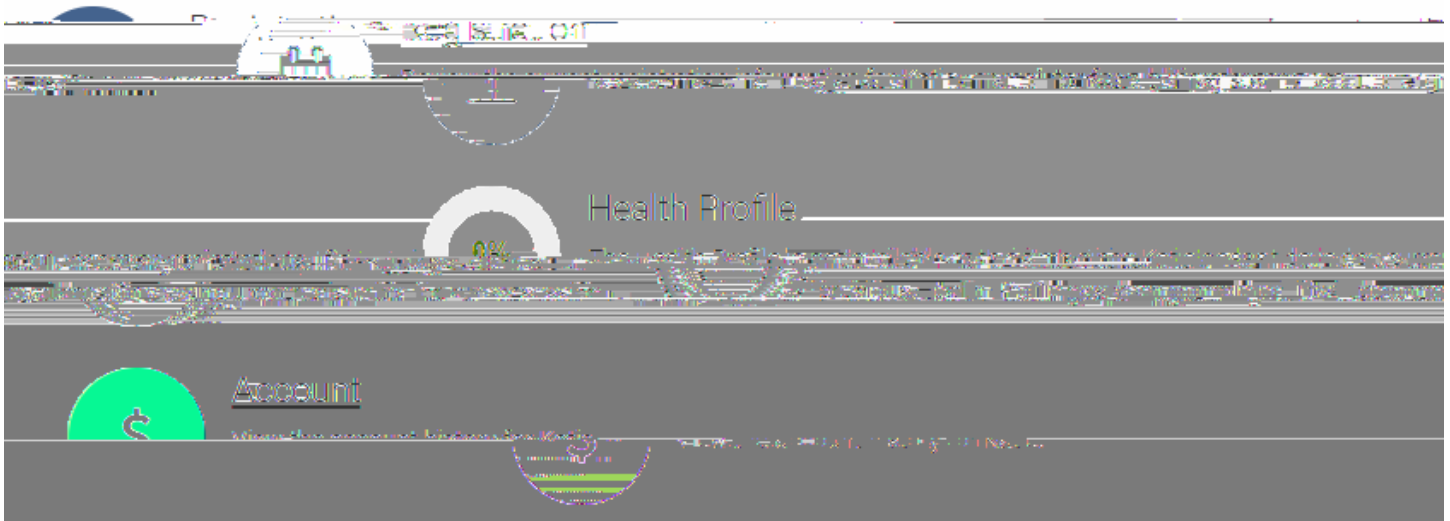
<http://www.campdoc.org/uaflifelearning>

For additional information, please contact our help desk at helpdesk@campdoc.org



Hint: Our log-in screen should have this background, and the UAF Summer Sessions & Lifelong Learning title.

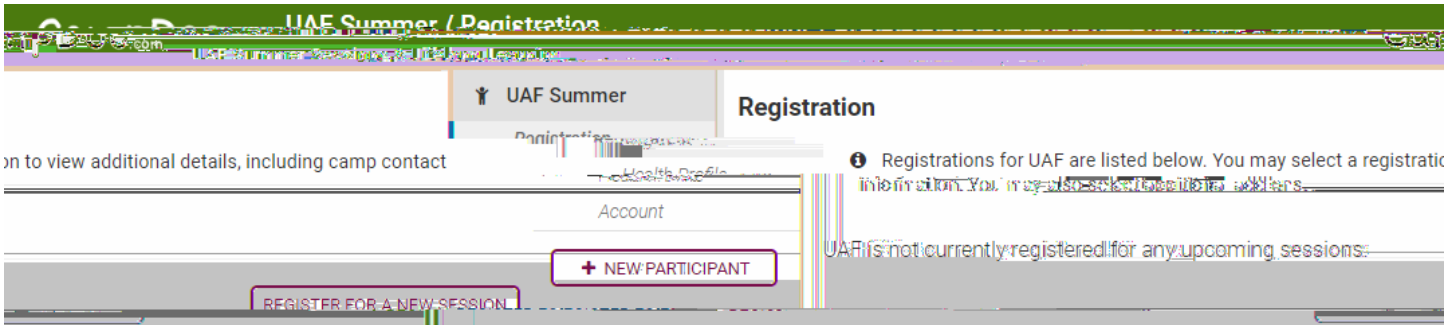
Your CampDoc account is broken down into 3 main categories. Start with Registration.



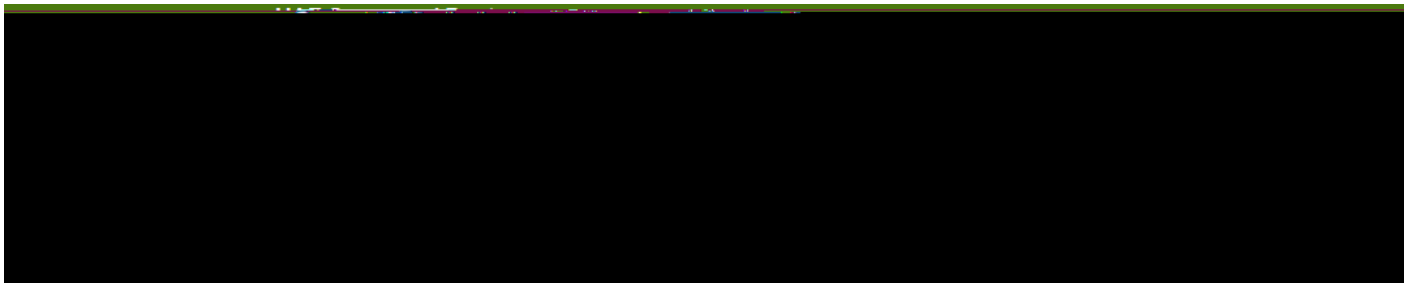
2. Register for your tour

Camp Doc was developed for organizing various children's camps, so many of the features you will have that in mind. When you view our Camp Doc UAF section for summer camp UAF, you will see a few options when searching for registrations.

If you are interested in a session that will occur in the District you are interested in, registrations, you will appear as follows:



Click "Register available tours. For our educational travel, you or for a new session to browse will need to select "Adult" in the Grade Level drop-down.

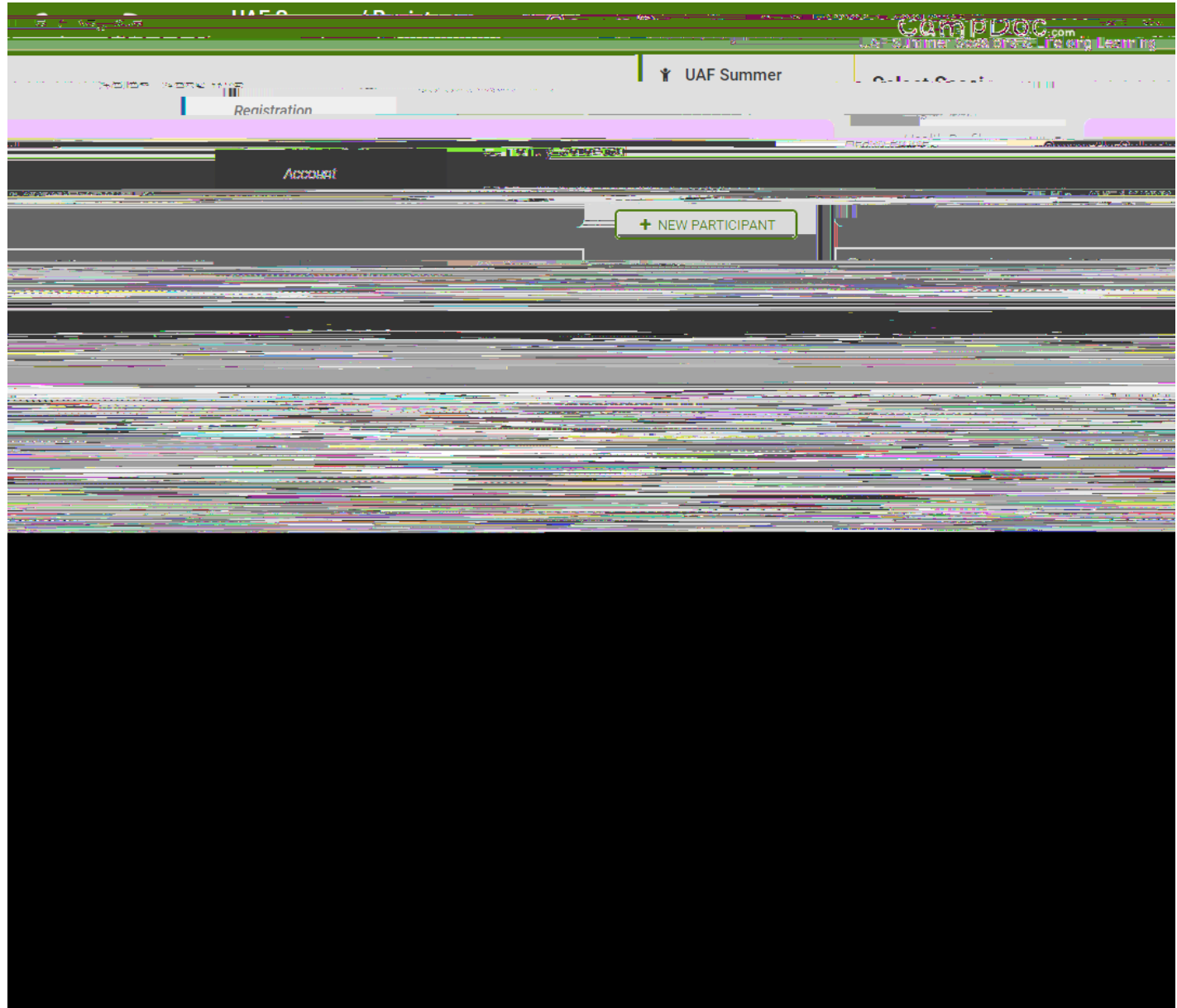


If registering, be sure to scroll down and select "Continue" when navigating through you continue to the next



Select the trip from the available options. Only trips with space available will show up in this list.

Your registration information for the trip will be saved in your account. You can see your registration information in your account.

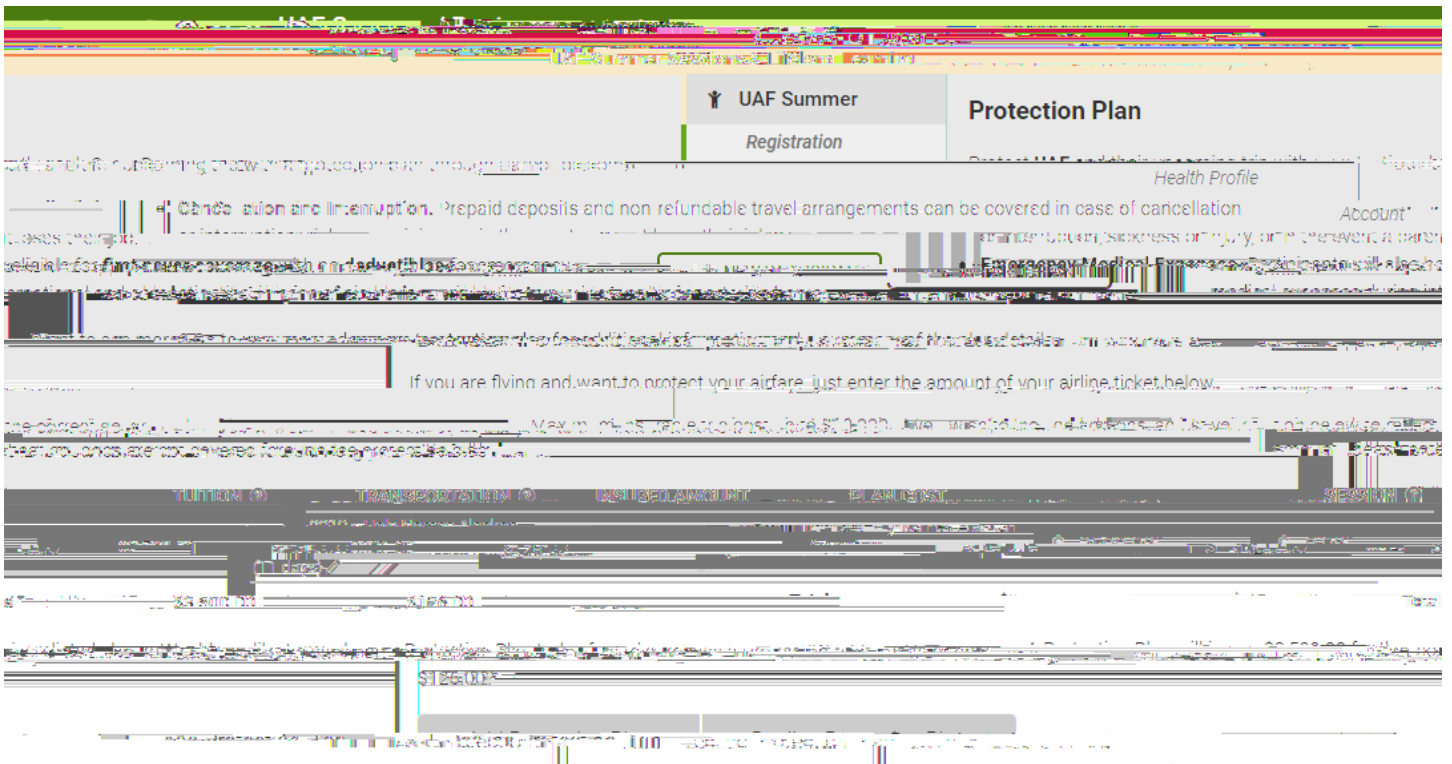


You will be asked about the optional "Protection Plan" during registration. This is completely optional.

UAF offers a "Protection Plan" that covers medical expenses, trip cancellation, and more. It is available for purchase during registration.

You can add CampDoc's protection later if you choose to do so. Please note: this insurance is not offered by us at Summer Sessions so we cannot help you with any account-related queries.

You can find out more information about it by following the link www.campdoc.com/protectionplan.



UAF does not offer insurance for travel outside of the United States. Travel insurance is always recommended for any travel out of the United States.

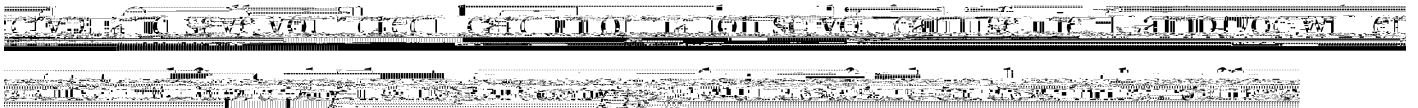
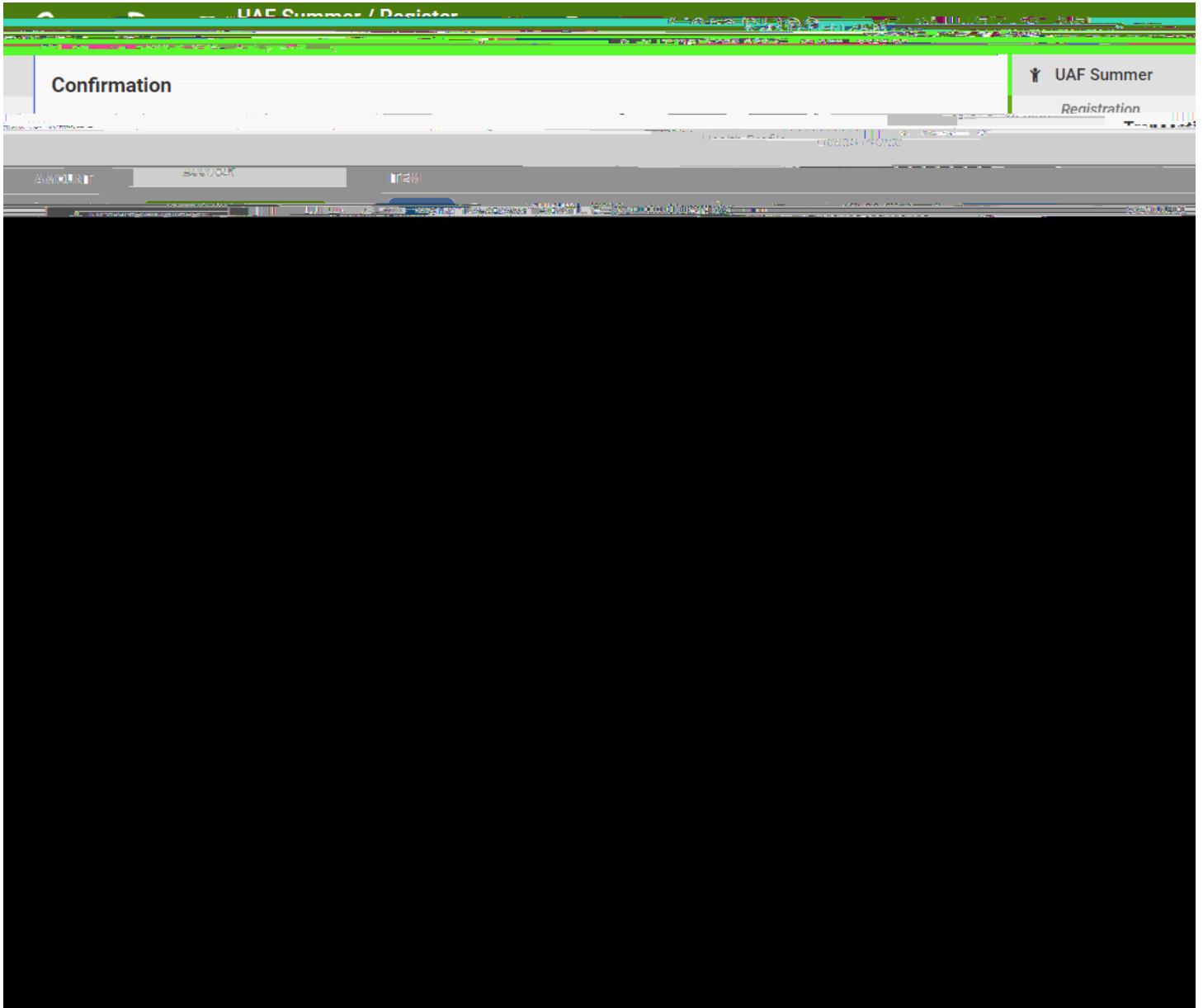
UAF does not offer travel insurance for international travel. Travel insurance is always recommended for any travel out of the United States.

trips that are purchased with their card. As the situation is not with local travel agency.

3. Payment

In order to save your place on the trip, you will need to put down a \$500.00 deposit.

Click on the "UAF Summer / Register" link in the top right corner of the page. You will be taken to the "Registration" page. Click on the "Payment Options" tab to the amount you wish to pay.



When you enter your credit card info, the window will expand to allow you to put

before you are able to hit the “Pay” Button.

A screenshot of a payment form. At the top, there is a red dashed box around a field labeled "Street Address" with a red asterisk. Below it is a greyed-out section with a label "Address Line 2 (Optional)". Further down, there are two rows of fields. The first row has "State/Province" and "City". The second row has "Postal Code" and "Country". At the bottom, there are two buttons: "CONFIRM" and "CANCEL".

An



Required fields:

Address, Email, Contact

Medical Insurance policy number and phone number is

Passport Info

Allergies and Medications